

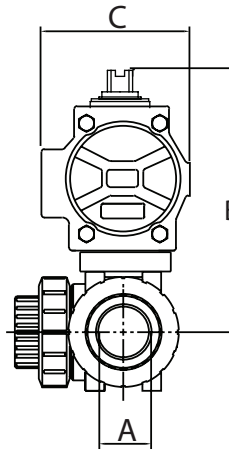
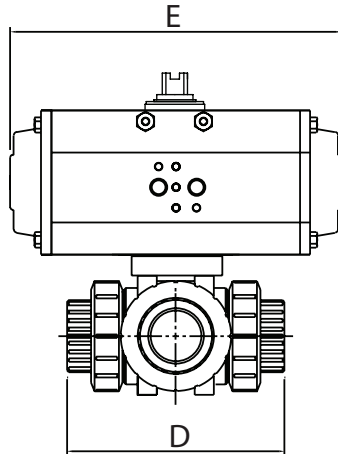
IC-3W (PVC) SERIES 3-WAY BALL VALVES

PNEUMATIC ACTUATORS

PNEUMATIC FEATURES

- Rack and pinion design
- NAMUR accessory mounting
- Spring return and double acting
- Visual indicators
- Optional SS construction

ALL STANDARD ACTUATORS SIZED FOR 80 PSI AIR SUPPLY; PLEASE CONSULT FACTORY FOR OTHER COMBINATIONS

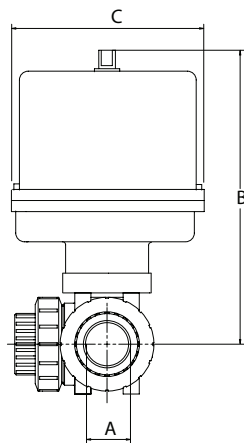
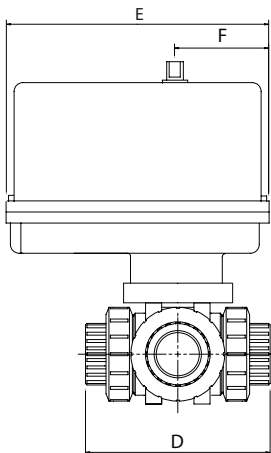


FOR A LIST OF AUTOMATION ACCESSORIES WE CAN OFFER, PLEASE REFER TO PAGE 31 OR VISIT BITORQ.COM

DOUBLE ACTING ASSEMBLY DIMENSIONS							
A	B	C	D	E	F	ACT.	WT.
1/2"	6.69	1.78	4.96	4.65	0.89	32DA	3.47
3/4"	7.08	1.78	5.76	4.65	0.89	32DA	3.76
1"	7.40	1.78	6.56	4.65	0.89	32DA	4.03
1-1/4"	7.97	1.78	7.71	4.65	0.89	32DA	4.73
1-1/2"	9.40	2.79	8.32	5.49	1.61	52DA	7.88
2"	9.58	2.79	9.99	5.49	1.61	52DA	9.38

SPRING RETURN ASSEMBLY DIMENSIONS							
A	B	C	D	E	F	ACT.	WT.
1/2"	7.65	2.79	4.96	5.49	1.61	52SR	5.07
3/4"	8.04	2.79	5.76	5.49	1.61	52SR	5.36
1"	8.36	2.79	6.56	5.49	1.61	52SR	5.63
1-1/4"	8.93	2.79	7.71	5.49	1.61	52SR	6.33
1-1/2"	9.84	3.17	8.32	6.38	1.77	63SR	8.53
2"	10.02	3.17	9.99	6.38	1.77	63SR	10.03

ELECTRIC ACTUATORS



NEMA 4 ELECTRIC ASSEMBLY DIMENSIONS							
A	B	C	D	E	F	ACT.	WT.
1/2"	9.01	4.00	4.96	5.63	2.30	100E	7.42
3/4"	9.40	4.00	5.76	5.63	2.30	100E	7.71
1"	9.72	4.00	6.56	5.63	2.30	100E	7.98
1-1/4"	10.29	4.00	7.71	5.63	2.30	100E	8.68
1-1/2"	11.76	4.25	8.32	6.88	2.43	200E	11.58
2"	11.94	4.25	9.99	6.88	2.43	200E	14.08

ELECTRIC FEATURES

- 120VAC, 220VAC, 24VAC, 12VDC and 24VDC
- NEMA 4, 4X and 7 housings
- Manual overrides
- Visual indicators
- Open/close or modulating service

FOR NEMA 7 ELECTRIC DIMENSIONS OR OTHER CONFIGURATIONS, CONTACT OUR SALES STAFF.

FOR MORE INFORMATION ON BI-TORQ ACTUATORS, REFER TO OUR INDIVIDUAL PNEUMATIC AND ELECTRIC CATALOGS, OR VISIT BITORQ.COM.

IC-3W (PVC) SERIES 3-WAY BALL VALVES

BILL OF MATERIALS

PART #	NAME	MATERIAL	OPTIONAL MATERIAL	QTY
1	HANDLE	PVC	---	1
2	STEM O-RING	EPDM	VITON	1
3	STEM	PVC	CPVC	1
4	BODY	PVC	CPVC	1
5	BALL	PVC	CPVC	1
6	BODY O-RING	EPDM	VITON	3
7	BALL SEAT SUPPORT	TFE	---	3
8	BALL SEAT	TFE	---	3
9	SOCKET O-RING	EPDM	VITON	3
10	UNION NUT	PVC	CPVC	3
11	END CONNECTOR	PVC	CPVC	3
12	END CONNECTOR O-RING	EPDM	VITON	3

VALVE FEATURES

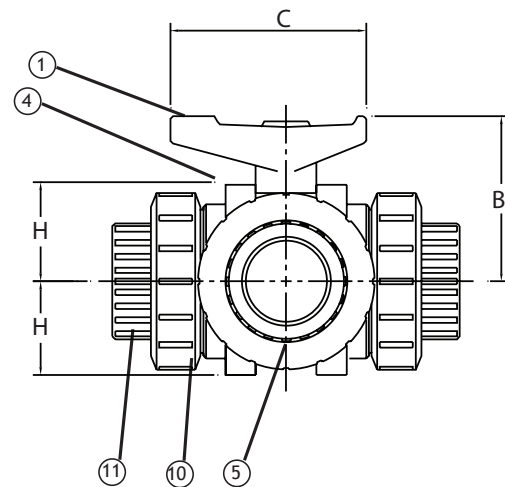
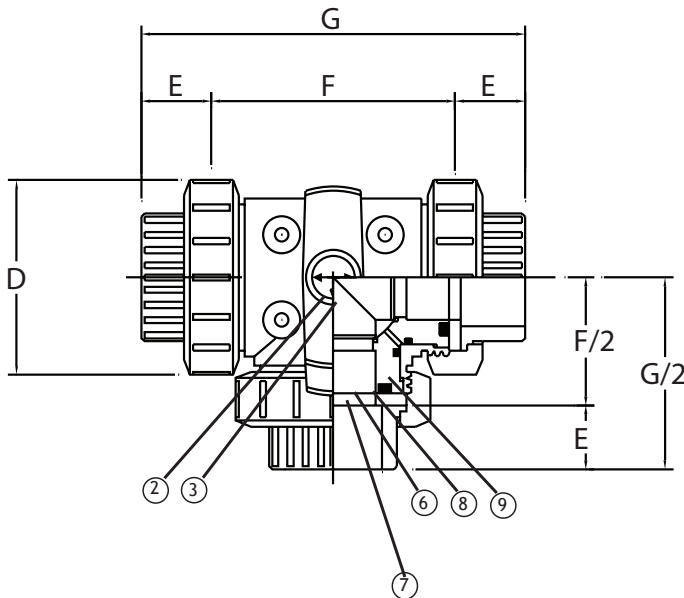
- 3-Way PVC (CPVC optional)
- 1/2" through 2" size range
- TFE® seats
- EPDM or Viton® body o-rings
- True union style
- Threaded or socket weld ends
- 3-seat design ideal for automation

PRESSURE RATING
235 PSI at 73° F

TEMPERATURE RATING
+140° F Maximum PVC
+212° F Maximum CPVC

NOTE: MAXIMUM TEMPERATURE RATING FOR STANDARD ACTUATORS IS 150° F (ELECTRIC) AND 180° (PNEUMATIC). SPECIAL SEALS OR HEAT EXTENSIONS ARE AVAILABLE FOR HIGH TEMPERATURE SERVICE.

SEE PAGE 31 FOR AVAILABLE FLOW PATTERNS



DIMENSIONAL DATA

SIZE	B	C	D	E	F	G	H	J	K	CV*	WT.
1/2"	2.00	2.56	2.13	0.71	3.15	4.96	4.25	0.94	0.94	13.7	0.68
3/4"	2.36	2.99	2.56	0.71	3.94	5.76	5.04	0.98	1.22	26.6	1.21
1"	2.64	3.35	2.87	0.89	4.33	6.56	5.67	1.06	1.57	53.20	1.74
1-1/4"	2.95	3.94	3.39	0.99	5.16	7.71	6.81	1.26	1.61	73.50	2.81
1-1/2"	3.50	4.41	3.86	0.97	5.83	8.32	7.76	1.28	2.09	119	3.66
2"	4.13	5.39	4.80	1.17	7.05	9.99	8.12	1.38	2.28	224	6.17

* STRAIGHT THROUGH PORT

THE MANUAL VERSION OF THIS MODEL STARTS WITH AN "M"

ALL VALVES ARE 100% ELECTRONICALLY TESTED AT 80 PSI IN BOTH THE OPEN AND CLOSED POSITIONS